

# BROKERS

OF THE VALLEY

MONTHLY MARKET REPORT

NAPA COUNTY MARCH 2024 VS MARCH 2023



COLDWELL BANKER

RESIDENTIAL REAL ESTATE

# NAPA COUNTY

<u>MARCH 2023</u>	<u>MARCH 2024</u>	<u>DIFFERENCE</u>
	SOLD LISTINGS	
82	74	⬇️ -10%
	AVG. SOLD PRICE	
\$1,227,183	\$1,114,650	⬇️ -9%
	AVG. DAYS ON MARKET	
55	69	⬆️ +25%
	AVG. PRICE PER SQ. FT.	
\$666	\$643	⬇️ -3%

Number of closed sales reported on BAREIS MLS® April 10, 2024. Information herein believed reliable but not guaranteed. Copyright ©2024 by Bay Area Real Estate Information Services, Inc. All rights reserved.

# NAPA COUNTY MILLION PLUS

<u>MARCH 2023</u>	<u>MARCH 2024</u>	<u>DIFFERENCE</u>
	SOLD LISTINGS	
32	29	⬇️ -9%
	AVG. SOLD PRICE	
\$2,011,422	\$1,754,483	⬇️ -13%
	AVG. DAYS ON MARKET	
52	69	⬆️ +33%
	AVG. PRICE PER SQ. FT.	
\$929	\$771	⬇️ -17%

# CITY OF NAPA

MARCH 2023MARCH 2024DIFFERENCE

SOLD LISTINGS

59

55

 -7%

AVG. SOLD PRICE

\$1,279,559


\$1,100,473

 -14%

AVG. DAYS ON MARKET

50

53

 +6%

AVG. PRICE PER SQ. FT.

\$691

\$637

 -8%

# YOUNTVILLE

MARCH 2023MARCH 2024DIFFERENCE

SOLD LISTINGS

3

2

 -33%

AVG. SOLD PRICE

\$1,745,000


\$1,412,500

 -19%

AVG. DAYS ON MARKET

57

97

 +70%

AVG. PRICE PER SQ. FT.

\$1,253

\$1,123

 -10%

## ST. HELENA

MARCH 2023MARCH 2024DIFFERENCE

SOLD LISTINGS

3

3

0%

AVG. SOLD PRICE

\$1,431,333

\$2,574,667



+80%

AVG. DAYS ON MARKET

28

101



+261%

AVG. PRICE PER SQ. FT.

\$765

\$913



+19%

# AMERICAN CANYON

MARCH 2023MARCH 2024DIFFERENCE

SOLD LISTINGS

7

4

 -43%

AVG. SOLD PRICE

\$765,143


\$650,158

 -15%

AVG. DAYS ON MARKET

90


17

 -81%

AVG. PRICE PER SQ. FT.

\$301

\$389

 +29%

# CALISTOGA

<u>MARCH 2023</u>	<u>MARCH 2024</u>	<u>DIFFERENCE</u>
	SOLD LISTINGS	
5	8	⬆️ +60%
	AVG. SOLD PRICE	
\$1,482,800	\$897,313	⬇️ -39%
	AVG. DAYS ON MARKET	
40	134	⬆️ +235%
	AVG. PRICE PER SQ. FT.	
\$830	\$682	⬇️ -18%




## ANGWIN

MARCH 2023MARCH 2024DIFFERENCE

SOLD LISTINGS

1

2

 +100%

AVG. SOLD PRICE

\$815,000


\$815,000

0%

AVG. DAYS ON MARKET

220


271

 +23%

AVG. PRICE PER SQ. FT.

\$223

\$297

 +33%