

BROKERS

OF THE VALLEY

MONTHLY MARKET REPORT
NAPA COUNTY Q1 OF 2024 VS Q1 OF 2023



COLDWELL BANKER

RESIDENTIAL REAL ESTATE

NAPA COUNTY

Q1 | 2023

Q1 | 2024

DIFFERENCE

SOLD LISTINGS

178

184

↑ +3%

AVG. SOLD PRICE

\$1,138,615

\$1,306,033

↑ +15%

AVG. DAYS ON MARKET

59

74

↑ +25%

AVG. PRICE PER SQ. FT.

\$641

\$665

↑ +4%

Number of closed sales reported on BAREIS MLS® April 10, 2024. Information herein believed reliable but not guaranteed. Copyright ©2024 by Bay Area Real Estate Information Services, Inc. All rights reserved.

NAPA COUNTY MILLION PLUS

<u>Q1 2023</u>	<u>Q1 2024</u>	<u>DIFFERENCE</u>
	SOLD LISTINGS	
58	74	↑ +28%
	AVG. SOLD PRICE	
\$2,004,223	\$2,220,406	↑ +11%
	AVG. DAYS ON MARKET	
55	81	↑ +47%
	AVG. PRICE PER SQ. FT.	
\$941	\$864	↓ -8%

CITY OF NAPA

<u>Q1 2023</u>	<u>Q1 2024</u>	<u>DIFFERENCE</u>
	SOLD LISTINGS	
132	128	⬇️ -3%
	AVG. SOLD PRICE	
\$1,162,107	\$1,148,621	⬇️ -1%
	AVG. DAYS ON MARKET	
54	59	⬆️ +9%
	AVG. PRICE PER SQ. FT.	
\$669	\$657	⬇️ -2%

YOUNTVILLE

<u>Q1 2023</u>	<u>Q1 2024</u>	<u>DIFFERENCE</u>
SOLD LISTINGS		
4	7	↑ +75%
AVG. SOLD PRICE		
\$1,496,250	\$1,817,607	↑ +21%
AVG. DAYS ON MARKET		
50	73	↑ +46%
AVG. PRICE PER SQ. FT.		
\$1,027	\$1,039	↑ +1%




ST. HELENA

<u>Q1 2023</u>	<u>Q1 2024</u>	<u>DIFFERENCE</u>
SOLD LISTINGS		
10	15	↑ +50%
AVG. SOLD PRICE		
\$1,678,900	\$3,324,933	↑ +98%
AVG. DAYS ON MARKET		
66	182	↑ +176%
AVG. PRICE PER SQ. FT.		
\$802	\$949	↑ +18%

AMERICAN CANYON

<u>Q1 2023</u>	<u>Q1 2024</u>	<u>DIFFERENCE</u>
SOLD LISTINGS		
14	16	↑ +14%
AVG. SOLD PRICE		
\$697,857	\$621,863	↓ -11%
AVG. DAYS ON MARKET		
81	28	↓ -65%
AVG. PRICE PER SQ. FT.		
\$309	\$400	↑ +29%

CALISTOGA

<u>Q1 2023</u>	<u>Q1 2024</u>	<u>DIFFERENCE</u>
SOLD LISTINGS		
10	10	0%
AVG. SOLD PRICE		
\$1,250,400	\$839,750	 -33%
AVG. DAYS ON MARKET		
64	120	 +88%
AVG. PRICE PER SQ. FT.		
\$658	\$633	 -4%

ANGWIN

<u>Q1 2023</u>	<u>Q1 2024</u>	<u>DIFFERENCE</u>
SOLD LISTINGS		
2	5	⬆️ +150%
AVG. SOLD PRICE		
\$825,000	\$1,949,400	⬆️ +136%
AVG. DAYS ON MARKET		
164	200	⬆️ +22%
AVG. PRICE PER SQ. FT.		
\$355	\$630	⬆️ +78%