

# BROKERS

OF THE VALLEY

## MONTHLY MARKET REPORT

NAPA COUNTY  
AUGUST 2023 VS AUGUST 2022



COLDWELL BANKER



# NAPA COUNTY

AUGUST 2022AUGUST 2023DIFFERENCE

## SOLD LISTINGS

109


88

 -19%

## AVG. SOLD PRICE

\$1,485,081


\$1,498,083

 +1%

## AVG. DAYS ON MARKET

53

55

 +4%

## AVG. PRICE PER SQ. FT.

\$731

\$664

 -9%

# NAPA COUNTY MILLION PLUS

AUGUST 2022AUGUST 2023DIFFERENCE

## SOLD LISTINGS

55

45

 -18%

## AVG. SOLD PRICE

\$2,245,337

\$2,260,615

 +1%

## AVG. DAYS ON MARKET

68

56

 -18%

## AVG. PRICE PER SQ. FT.

\$907

\$824

 -9%

## CITY OF NAPA

AUGUST 2022AUGUST 2023DIFFERENCE

## SOLD LISTINGS

78


64

 -18%

## AVG. SOLD PRICE

\$1,352,446


\$1,411,494

 +4%

## AVG. DAYS ON MARKET

45

44

 -2%

## AVG. PRICE PER SQ. FT.

\$701

\$654

 -7%

## YOUNTVILLE

AUGUST 2022AUGUST 2023DIFFERENCE

## SOLD LISTINGS

5

1



-80%

## AVG. SOLD PRICE

\$1,773,800

\$2,550,000



+44%

## AVG. DAYS ON MARKET

20

94



+370%

## AVG. PRICE PER SQ. FT.

\$1,037

\$911



-12%

# ST. HELENA

AUGUST 2022AUGUST 2023DIFFERENCE

## SOLD LISTINGS

13


7

 -46%

## AVG. SOLD PRICE

\$2,413,154

\$1,560,571

 -35%

## AVG. DAYS ON MARKET

101

91

 -10%

## AVG. PRICE PER SQ. FT.

\$945

\$863

 -9%


## AMERICAN CANYON

AUGUST 2022AUGUST 2023DIFFERENCE

## SOLD LISTINGS

6


7

 +17%

## AVG. SOLD PRICE

\$687,583

\$752,429

 +9%

## AVG. DAYS ON MARKET

35


13

 -63%

## AVG. PRICE PER SQ. FT.

\$418

\$356

 -15%

# CALISTOGA

AUGUST 2022AUGUST 2023DIFFERENCE

## SOLD LISTINGS

6

4

 -33%

## AVG. SOLD PRICE

\$1,744,583


\$1,641,172

 -6%

## AVG. DAYS ON MARKET

90


140

 +56%

## AVG. PRICE PER SQ. FT.

\$784

\$902

 +15%




## ANGWIN

AUGUST 2022AUGUST 2023DIFFERENCE

## SOLD LISTINGS

1

3

 +200%

## AVG. SOLD PRICE

\$1,550,000


\$1,386,667

 -11%

## AVG. DAYS ON MARKET

31


70

 +126%

## AVG. PRICE PER SQ. FT.

\$309

\$657

 +112%